



UltraSlide 3600B



**The Most Powerful & Versatile Top Slide Surgical Table
in the Industry**

Advancing the Leadership in Top Slide Surgical Table Performance

The UltraSlide 3600B provides 23 inch Top Slide, full table features and optimal patient positioning for C-arm access, including powerful 1,000 lb. lift and 800 lb. articulation. Removable back and leg sections and Auto Beach Chair position provide flexible patient positioning options for every procedure.



From ease of set-up to the reduced need for multiple support accessories the UltraSlide 3600B does it all!

** C-Arm courtesy of Philips Medical Systems, Inc.*

23 inch Top Slide Range at the Touch of a Button!



9-1/2 inch Slide-to-Head
for Full **Upper Body**
Imaging

13-1/2 inch Slide-to-Foot
for Full **Lower Body**
Imaging



Removable Back and Leg Sections Enhance Imaging Flexibility



Removable Back Section



Removable Leg Section



Power Beach Chair Shoulder Positioner Reduces Patient Set-up Time (with Back Section Removed)



Urology Set-Up Provides Optimal Patient Access (with Leg Section Removed)

Additional clinical benefits of removable back and leg sections include improved anesthesia access to shorter patients in lithotomy position and enhanced leg room for seated surgeons. Lower table heights are also more easily achieved by removing vs. lowering the leg section, thereby eliminating any articulation conflicts with the floor.

Set-Ups for Specialty Procedures & Auto Beach Chair Function



Removal of the back section provides convenient attachment of the Power Beach Chair Shoulder Positioner which takes the work out of positioning patients for shoulder arthroscopy procedures.



Removable Leg Section permits surgeons more leg room, lower table height positioning for Urology, Cysto/Gyn, as well as enhanced imaging capabilities for Vascular and other Lower Body procedures.

Feature for Feature the Most Powerful and Versatile in the Industry!


**1,000 lb. Lift and
800 lb. Articulating
Capacity**



Removable Head and Back Sections



Battery Life Indicator & Table Base
Twist-Lock Cord Connection Prevents
Fluid Ingress.



Adjustable Head
Section with Quick
Release Bar for
Emergencies



Full Length X-Ray Top
Accessory for Image
Capture



Secondary Function
Switches for Backup to
Primary Control



Power Kidney Bridge
for Safe and Easy
Positioning

Full Function, Top Slide Surgical Table



Exclusive 23 inch Top Slide

Removable Leg Section



*Optional 40 inch Carbon Fiber Extension for
Specialty Imaging Requirements (Back/Leg)
P/N 4-030-40*



Durable, Back-Lit
Pendant Control



Manual Emergency
Brake Unlock Knob



Self Leveling Brakes for
Stability on Uneven
Floors

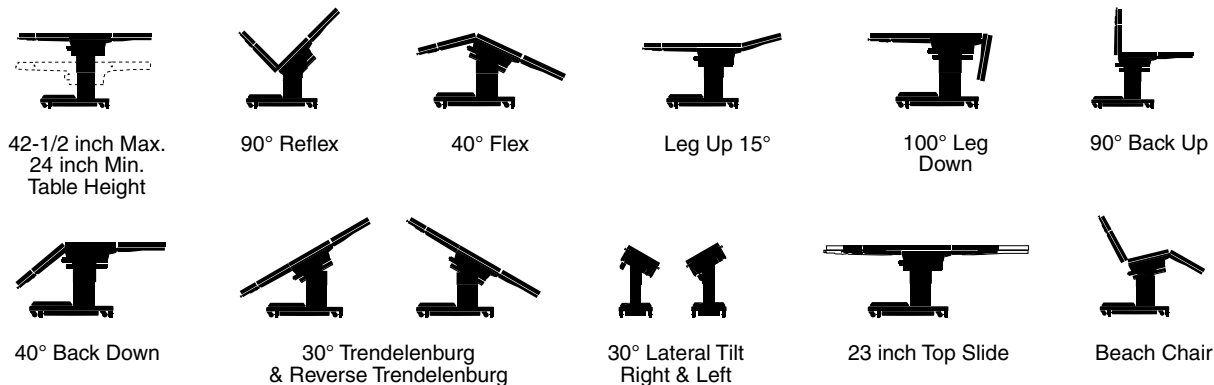


Unique Table
Accessories for Safe
and Improved
Positioning

Durable Back-Lit, One Touch Pendant Control

It's simply the easiest and most durable pendant to use from any location around the surgical table, with convenient back-lighting for high visibility when working in low light environments.

- Simple One Touch Operation
- Back-Lit Control for High Visibility in Low Lighting
- Audible Alarm for Kidney Bridge/ Back Up Articulation
- Anatomically Correct Return-to-Level
- Anatomically Correct Beach Chair Position
- Recessed Buttons to Eliminate Accidental Activation
- Exceptionally Durable, Water Resistant
- Can be used in conjunction with optional Three Function Foot Control



UltraSlide 3600B

Positioning Guidelines



Upper Body Imaging



Lower Body Imaging



***Upper Body Imaging with 40 inch
Carbon Fiber Extension***



***Lower Body Imaging with 40 inch
Carbon Fiber Extension***



Neuro (Neck)



Neuro (Lumbar)

UltraSlide 3600B

Positioning Guidelines




Lap Nissen



Urology



Ophthalmic / ENT



Kidney / Thoracic



Shoulder Arthroscopy



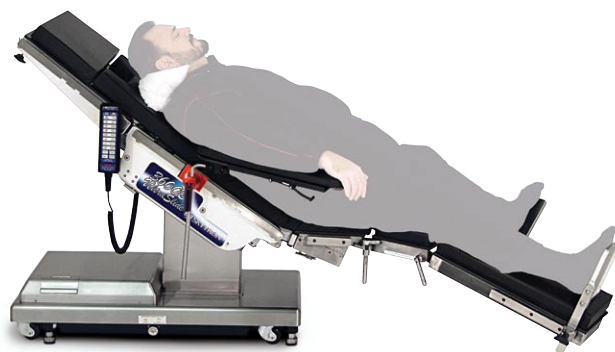
Lumbar

UltraSlide 3600B


Bariatric Positioning Guidelines



Abdominal



Gastro / Intestinal



Ophthalmic / ENT



GYN / Endourology / Cystoscopy

UltraSlide 3600B

Surgical Table Specifications

Technical Specifications:

Length w/o head rest	69 inch	1750mm
Length with head rest	82 inch	2080mm
Width	19½ inch	500mm
Width with side rails	22 inch	560mm

Adjustments via pendant control:

Height	24-42½ inch	610-1080mm
Lateral tilt (left/right)	30°	
Trendelenburg	30°	
Reverse Trendelenburg	30°	
Power Kidney Bridge	5¾ inch	145mm Lift
Back up/down	90°/40°	
Leg down	15°/100°	
Return to level (anatomically correct return to horizontal position from articulated positions)		
Top slide/head	9½ inch	240mm
Top slide/foot	13½ inch	340mm
Flex/Reflex	40°/90°	
Base braking (lock/unlock)		
Beach Chair		

Weight of operating table	800 lb.	(365kg)
---------------------------	---------	---------

Maximum permissible load:	1000 lb.	(455kg) Lift
	800 lb.	(365kg) Articulation



Full function, electrohydraulic battery powered surgical table features 23 inch (585mm) longitudinal top slide, 1000 lb. (455kg) lift and 800 lb.(365kg) articulation capacity. Table is equipped with a removable 15 foot (457cm) power cord for battery charging. Four (4) conductive casters, four point braking system with push button operation including manual override for safety and stability. Hand held, back-lit pendant control includes steel housing design providing extreme durability. Pendant permits control at any point around table's perimeter.

