

*The next generation of warming cabinets*

# D-Series Data Logging Blanket & Fluid Warming Cabinets




DWC243074E  
(shown with optional glass doors)

The D-Series (Data Logging) Blanket & Fluid Warming Cabinets provide independent, digitally controlled heating chambers that offer actual temperature and set point displays. Data is recorded every 30 minutes and stored for up to two years. Choose from single, dual, or triple chamber units.

## STANDARD FEATURES

- "Easy Log" integrated data logger with removable USB
- Keyed temperature lock out
- Keyed door lock for single & upper chamber units
- Adjustable feet
- Automatically records data every 30 minutes
- Internal storage up to 2 years
- Displays actual temperature and set points at all times
- Independent digitally controlled heating chambers
- Rapid warm time (2-6 hours depending on load)
- Push button digital operation
- Large digital display
- Fully insulated to provide uniform heating
- Audible & visual over-temp alarm

## OPTIONAL FEATURES

- CuVerro® antimicrobial copper alloy handle 
- Full view glass door
- Left hand door hinge
- Mobile base, cabinet, or stand
- 220/240V power supply
- Celsius
- Two (2) recessed unit options
- Seismic braces
- Roll out basket with cool touch handle
- Pass through chamber
- Electronic keypad lock
- Sloping top
- Keyed door lock for intermediate & lower chamber units



[View more information on the back >>](#)



**auxoMEDICAL®**

**MADE IN THE USA**

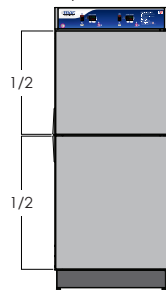
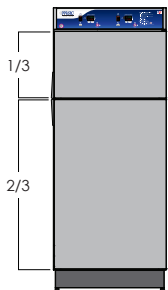
## How to Order D-Series

Base Model #	Overall Size	Chambers	Door Type	Door Hinge	Base Style	Other Options	
SWC151822	17.25"D x 18"W x 22"H	Single	G = Glass Door	LH = Left Hinge	2B = 2" Base	CH - CuVerro® Antimicrobial Copper Alloy Handle  220 = 220/240V Power Supply  C = Celsius  R1 = Recessed Unit with Insulation Wrap, No Top Panel, No Side Panels, and No Trim Kit  R2 = Recessed Unit with Top Panel, Side Panels, and Trim Kit  SB = Seismic Braces  WB = Roll Out Basket  P = Pass Through Chamber  EL = Electronic Keypad Lock  ST = Sloping Top  IDL = Intermediate Chamber Door Lock (Only available for Triple Chamber Units)  LDL = Lower Chamber Door Lock (Only available for Dual & Triple Chamber Units)	
SWC182424	20.5"D x 24" W x 24.5"H	Single	Blank = Stainless Steel Door (Standard)	Blank = Right Hinge (Standard)	4B = 4" Base		
SWC243024	26.5"D x 30" W x 24.5"H	Single			6B = 6" Base		
SWC243036	26.5"D x 30" W x 36"H	Single			NB = No Base		
SWC182474	20.5"D x 24" W x 74.5"H	Single			MB = Mobile Base		
SWC243074	26.5"D x 30" W x 74.5"H	Single					
DWC183074T*	20.5"D x 30" W x 74.5"H	Dual					
DWC243074T*	26.5"D x 30" W x 74.5"H	Dual					
DWC243074E**	26.5"D x 30" W x 74.5"H	Dual					
TWC183078	20.5"D x 30" W x 78.75"H	Triple					
TWC243078	26.5"D x 30" W x 78.75"H	Triple					

the **NEXT** generation of warming cabinets

\* T = Chambers in Thirds

\*\* E = Equal Chambers



**Example 1:** Model # DWC243074E, Stainless Steel Door, Right Hinge, 4" Base, Celsius, Lower Chamber Door Lock = Order Model # DWC243074E-4B-C-LDL

**Example 2:** Model # SWC182474, Glass Door, Left Hinge, Sloping Top, Mobile Base = Order Model # SWC182474-G-LH-ST-MB

Note: Model # will change based on features added



**auxoMEDICAL**®

5401 Distributor Drive, Richmond, VA 23225

p. 804.233.4424 / 888.728.8448 f. 804.233.4202 w. www.auxomedical.com

Information regarding this product is subject to change without prior notice.